

From radiography to
artificial intelligence



 **ARGO**

VETERINARY ACQUISITION SOFTWARE
for equine

 **digitec**
DIGITAL INNOVATION

Digitec Srl | Via Caduti Lecchesi a Fossoli, 17 | 23900 Lecco (LC)
SDI Code T04ZHR3 | Tax Code 00527870141 | VAT n. 01647550134
Email: info@digitecinnovation.com | Tel: +39 0341 36 46 17

digitecinnovation.com



Digitec

Providing **software solutions** and developing radiological image processing **since 1985**

presents



TIRESYA

Tiresya is **our intelligence, our innovative approach** to radiology. It is the pulsing heart of our software solutions. Tiresya represents our **expertise, knowledge** and our **outlook** on the

future. It holds our know-how, our experience in the field, as well as the most innovative features in digital radiology and the most sophisticated **AI algorithms**.

Tiresya is the core of our products

ERACLE

ODIS

TESEO

ARGO

KADMO



ARGO

VETERINARY ACQUISITION SOFTWARE
for equine




Inspiring to the incredible relationship between Ulisse and his dog, with Argo we celebrate the importance of quality and fidelity. Argo is synonymun of guarantee, safety and reliability that last decades.





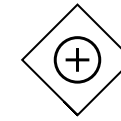
Veterinary Acquisition Software



Intended use:



TABLET



The advantages of all time

WORKSTATION CONSOLE

We supply medical and consumer PCs already configured with our software. We prioritize Windows 10 LTSC, Cybersecurity and GDPR

MULTI DETECTOR SYSTEM

Compatible with over thirty static and dynamic detectors on the market

X-RAY DEVICES INTEGRATION

Generators, accessories and 3rd party systems

SMART USABILITY


User-friendly interface, touch oriented, multi resolution format, multi language support, customizable UI

DICOM 3.0 COMPLIANCE

Store, Print, Worklist, MPPS, CD/DVD/USB, Dose SR, Query/Retrieve, Storage Commitment

PROPRIETARY ADVANCED PROCESSING ALGORITHMS FOR IMAGE QUALITY

Grid Suppression, Software Grid, Shutter recognition, Specific Veterinary Measurements



Our strength is in detail

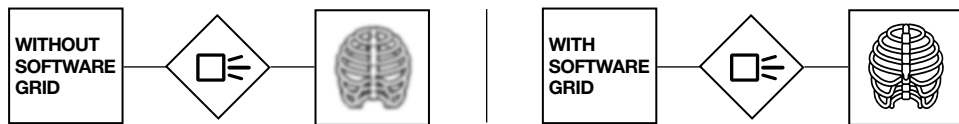
COMPLETE SOLUTION

We can supply medical tablet already configured with our veterinary acquisition software, compatible with the main detectors on the market



SOFTWARE GRID

Estimates and removes scatter from images acquired without physical grid enhancing contrast.



EQUINE OPTIONS

Equine specific measurements, APR, options and setup



SHUTTER RECOGNITION

The system recognizes the collimator manually set by the operator and overlap the electronic collimation on the image.



Goal at the first take

High quality images with automated processing based on anatomy and projection



EASY OF USE

Intuitive user interface and simplicity of use




TIME SAVING

Optimized workflows to streamline procedures and reduce time



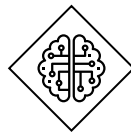
INCREASED PRODUCTIVITY

Accurate and timely diagnosis thanks to the reduction of inaccuracies and the elimination of repeated examinations



TIRESYA is a concept, a work method, a philosophy.
What does this mean in real terms?

- A single interface for all Digitec software
- User-friendly interface
- Touch-oriented mode
- High quality images
- Automatic image processing
- Easy reading of the images
- Reduced radiation dose for the patient
- Easier diagnoses



Tiresya is the **core** of our **products**

All of Tiresya's properties and functions are applied across the entire range of our products, thus extending our know-how to all the application sectors in which we operate: human, dental and veterinary.

ERACLE | ODIS | TESEO | ARGO | KADMO

